

A large, stylized number '5' composed of grey and white geometric shapes. The top horizontal bar of the '5' is a dark grey rectangle with a white triangle on its right side. The vertical stem is a dark grey rectangle. The bottom curve is a large white circle with a dark grey center. To the right of the top bar is a dark grey circle with a white center.

Congreso de la Industria Siderúrgica Mexicana



CANACERO

Cámara Nacional de la
Industria del Hierro y del Acero



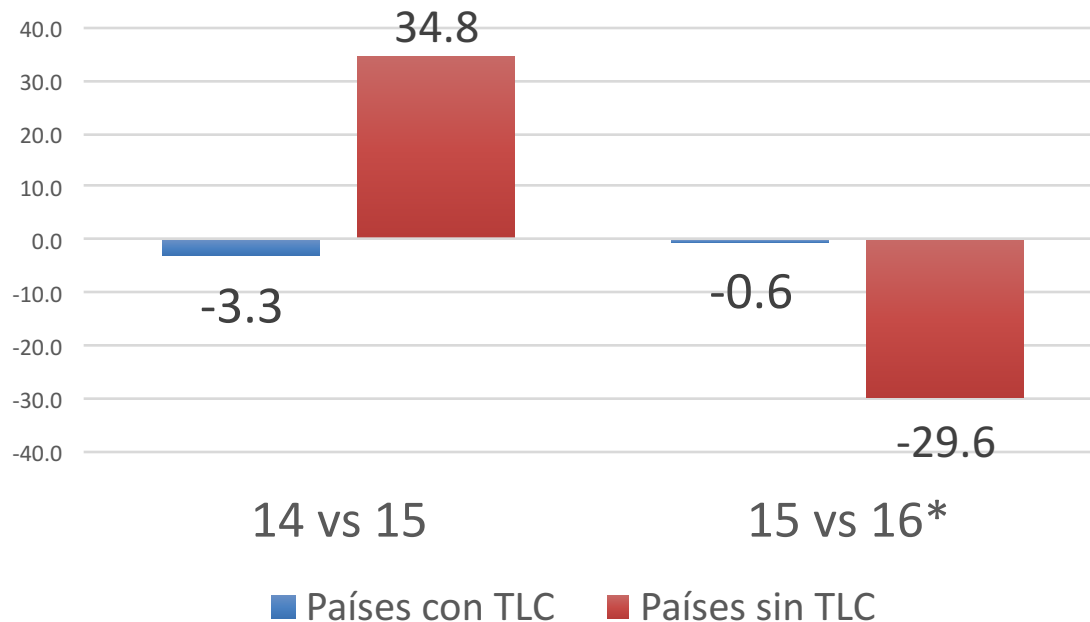
CANACERO+

1. Situación Actual de la Industria

Laminados + derivados
miles toneladas

	Cifras Anuales			Cifras enero junio		
	2014	2015	Var Año Año	2015	2016	Var ene-jun
Importación	9,701	10,471	8%	5,446	4,805	-12%
Producción	24,192	23,549	-3%	11,806	12,735	8%
Consumo	29,451	30,494	4%	15,514	15,690	1%
Exportación	4,442	3,526	-21%	1,738	1,850	7%

2. Importaciones de acero de países con y sin TLC



* Variación del acumulado enero-junio

3. Estudio subsidios en China: Comunicado de Prensa



American
Iron and Steel
Institute



SSINA
Specialty Steel Industry
of North America

CPTI
THE COMMITTEE
ON PIPE AND TUBE
IMPORTS



FOR IMMEDIATE RELEASE

July 27, 2016

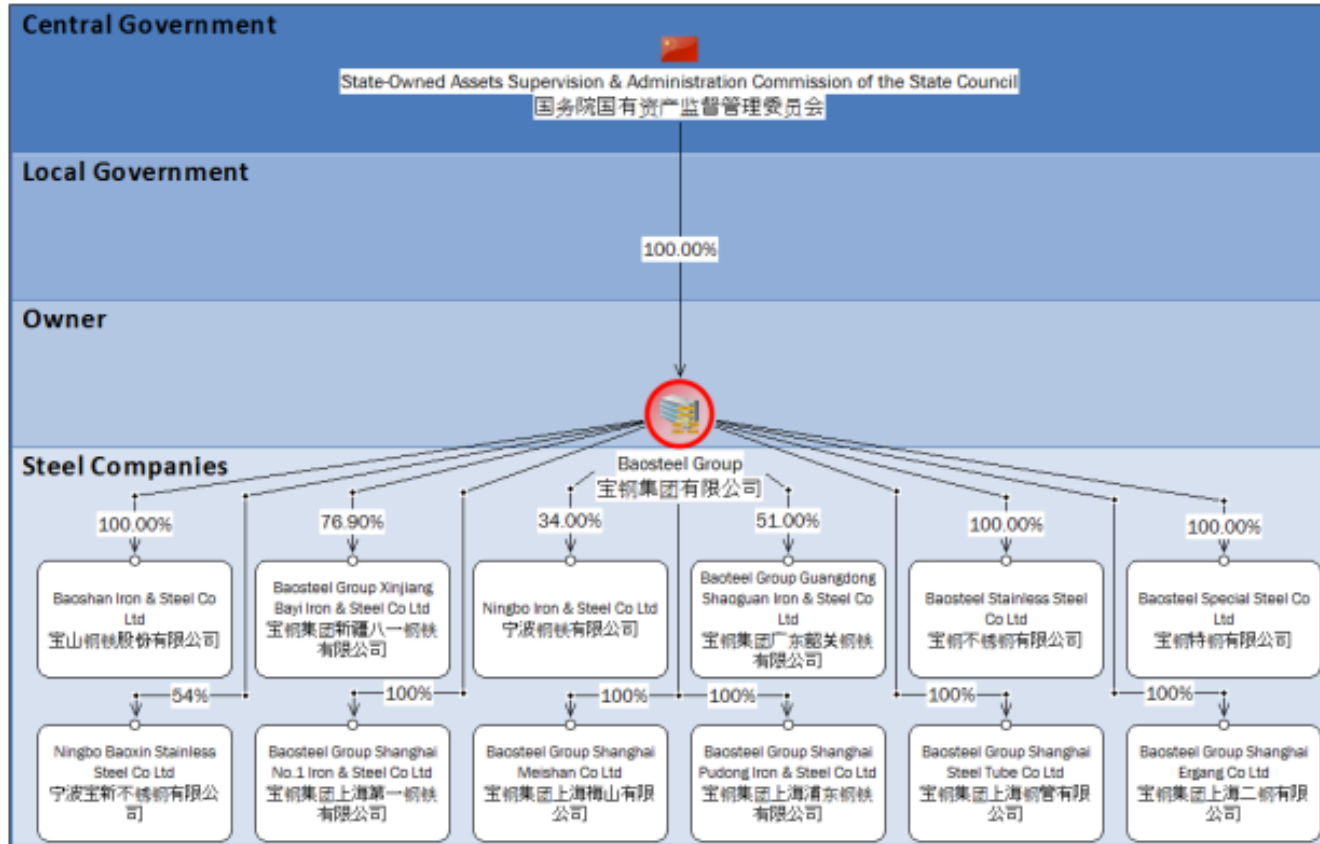
FIVE U.S. STEEL INDUSTRY ASSOCIATIONS RELEASE CHINA SUBSIDIES REPORT

WASHINGTON, DC – Five of the leading American steel trade associations today released a report documenting that the steel industry in China is heavily subsidized by its government, and the rapid growth in the industry there has been fueled by government subsidies and other market-distorting policies. The report was released by the American Iron and Steel Institute (AISI), the Steel Manufacturers Association (SMA), the Committee on Pipe and Tube Imports (CPTI), the Specialty Steel Industry of North America (SSINA) and the American Institute of Steel Construction (AISC).

The report analyzed each of the 25 largest steel companies in China and detailed the amount and types of government subsidies each company received in recent years. The analysis also found that these subsidies and policies have led to tremendous overcapacity and created a highly fragmented domestic steel sector in China made up of many inefficient, and heavily polluting, companies.

The report analyzed each of the 25 largest steel companies in China and detailed the amount and types of government subsidies each company received in recent years. The analysis also found that these subsidies and policies have led to tremendous overcapacity and created a highly fragmented domestic steel sector in China made up of many inefficient, and heavily polluting, companies.

4. Estudio subsidios en China: Organigrama Empresa de Estado



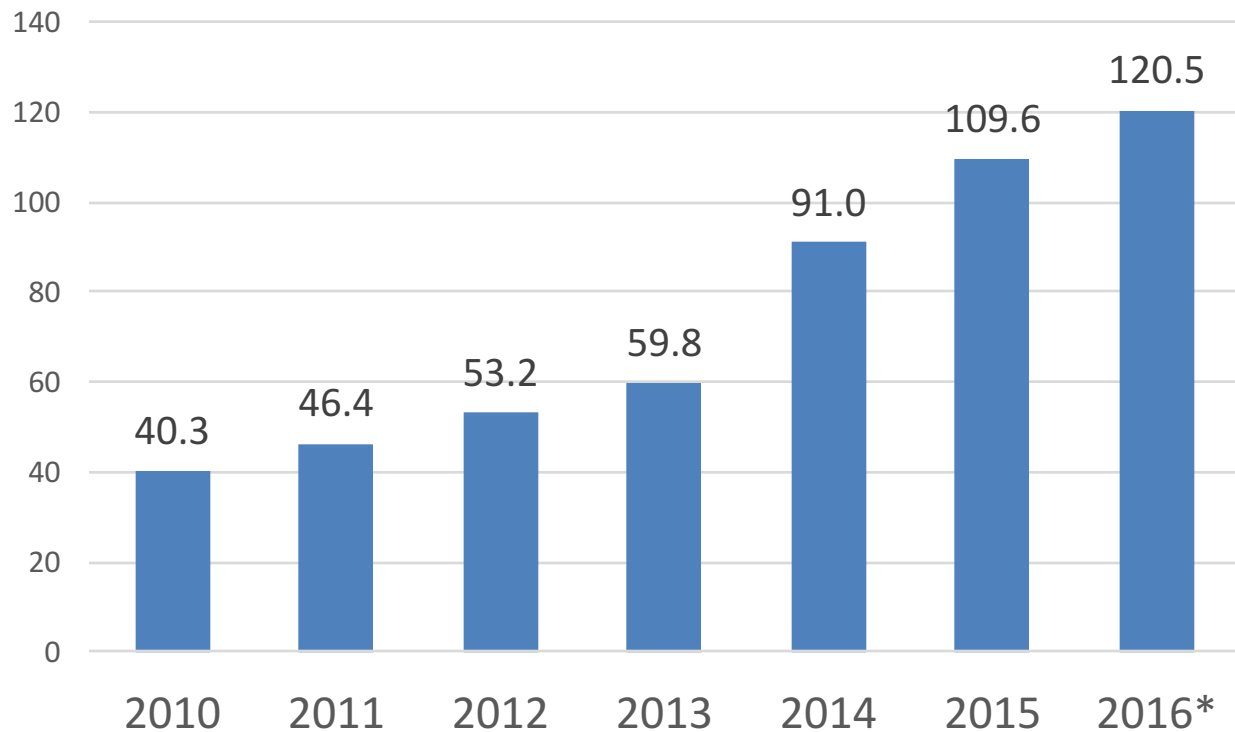
source: subsidies report

5. Casos dumping acero en México

Casos vigentes en México

País Denunciado	Número de casos
China	15
Rusia	4
Ucrania	4
Estados Unidos	2
India	2
España	2
Otros	11

6. China: Exportaciones de acero al mundo

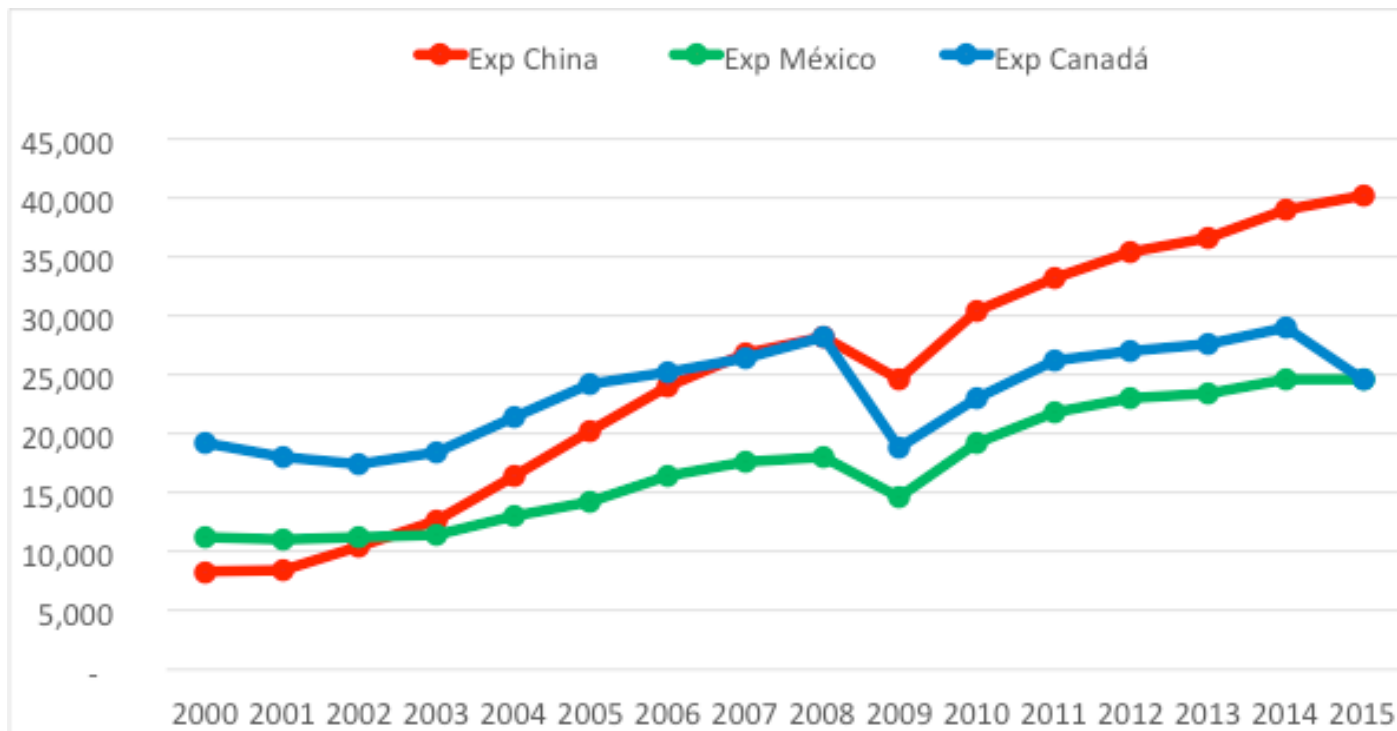


■ Exportaciones (millones de tn)

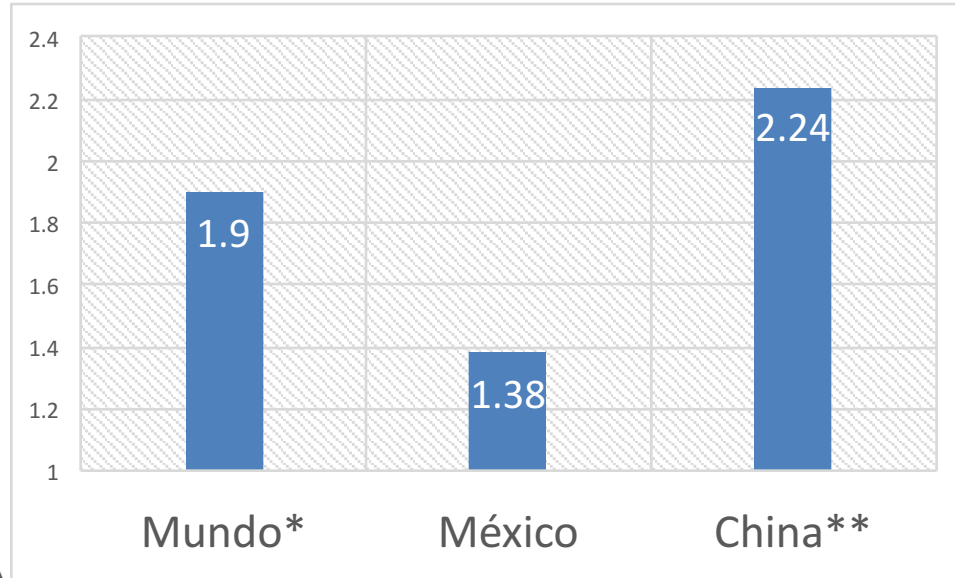
*anualizado a julio
2016

7. Estados Unidos: Importaciones de manufacturas Origen China, Canadá y México 2015

(Promedio anual en base a cifras mensuales; en millones USD)



8. Emisiones de CO₂ en el mundo, Mundo, México y China Tn CO₂ por Tn de acero



Fuente: CANACERO, WSA,

*Promedio World Steel Association

**2011 Elsevier Journal of Cleaner Production

A large, stylized number '5' composed of grey and white geometric shapes. The top horizontal bar of the '5' is a grey rectangle with a white triangle on its right side. The vertical stem is a grey rectangle. The bottom curve is a large white circle with a grey shadow on its right side. To the right of the top bar is a small grey circle with a white center.

Congreso
de la
Industria Siderúrgica
Mexicana



CANACERO

Cámara Nacional de la
Industria del Hierro y del Acero



CANACERO+